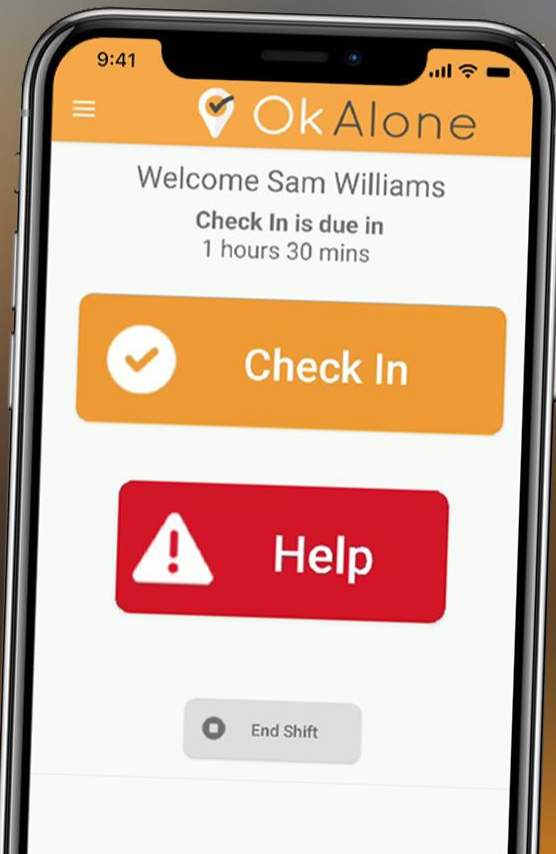
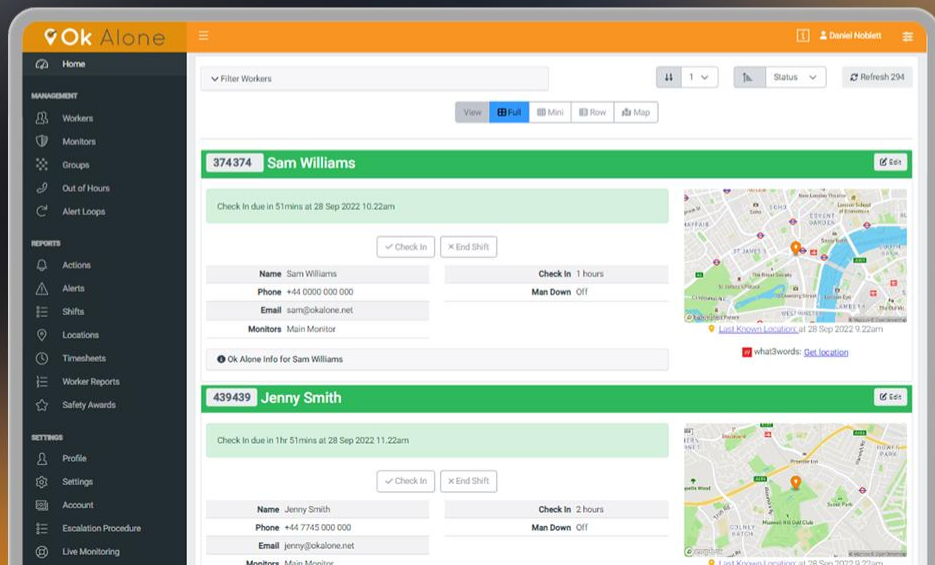


# Ok Alone

## Lone Worker App & Safety Monitoring



## Benefits of Ok Alone



Comply with lone  
worker health and  
safety regulations using  
Check ins and Safety Audit logs



Mitigate costly  
consequences of  
risk and liability



Support your lone  
workers, increasing  
their morale and  
engagement at work

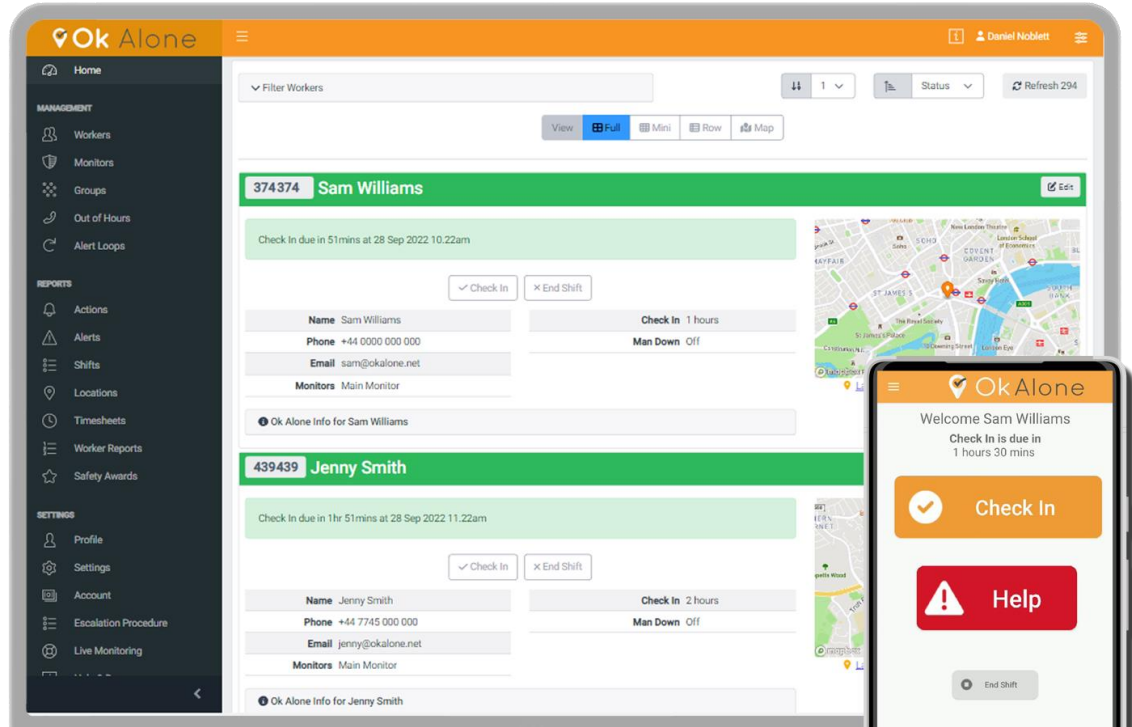


Reinforce a culture of  
safety among your team  
with established safety  
procedures

# What is Ok Alone?

## Ok Alone is a Lone Worker Safety Monitoring system

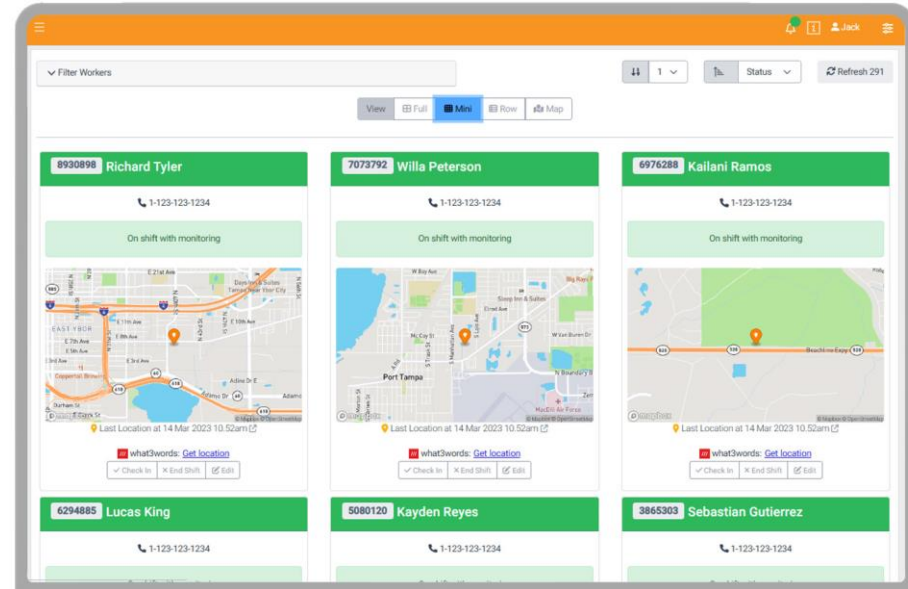
- **Monitors** receive Alerts and use the web based Dashboard to obtain the most up to date information
- **Workers** use an app to check in at regular intervals during their work day
- If a Worker misses their check in, and the grace period expires, Monitor Alerts are issued



## Customize – You have control!

Ok Alone is a flexible system,  
allowing you to tailor your Dashboard to meet your needs

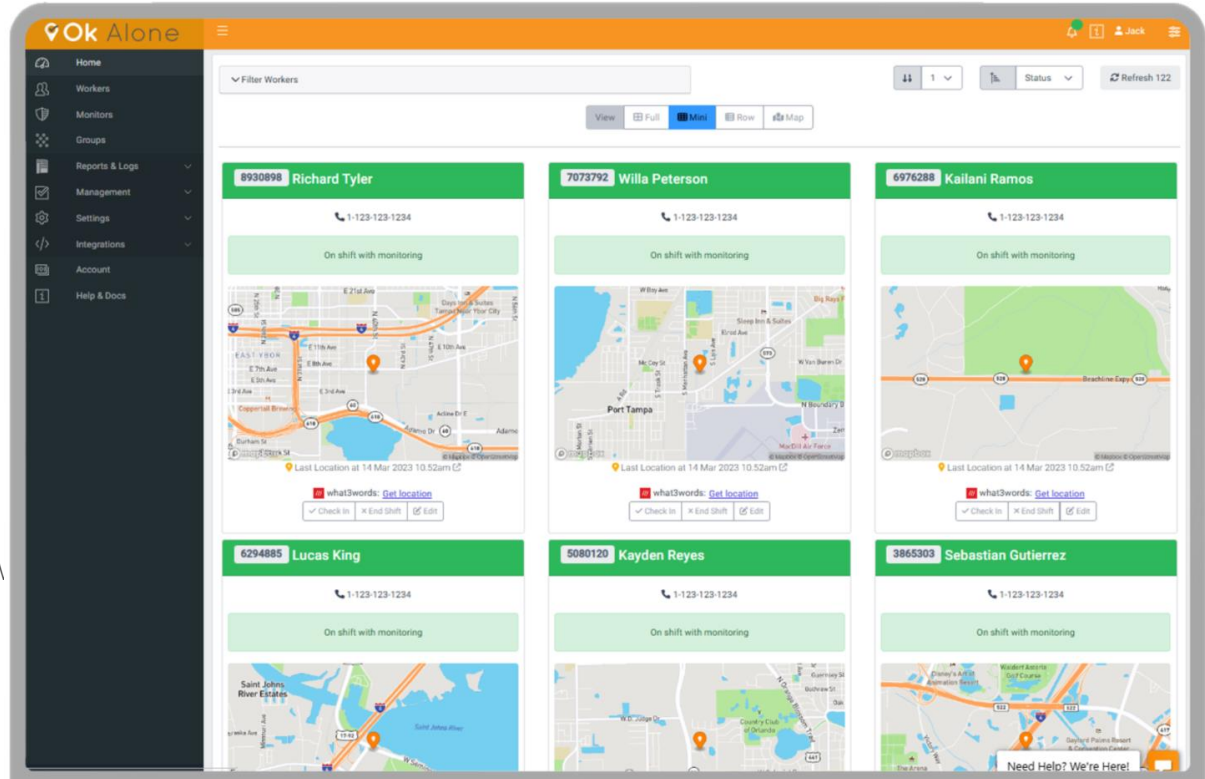
- ✓ Choose how often you want employees to check in during their work day
- ✓ Assign your own staff as Monitor(s) to receive missed check in Alerts
- ✓ Set up Workers into Groups, for better management
- ✓ Use our Wizard to set an Escalation Procedure, for Monitors to follow if a check in is missed



# Dashboard

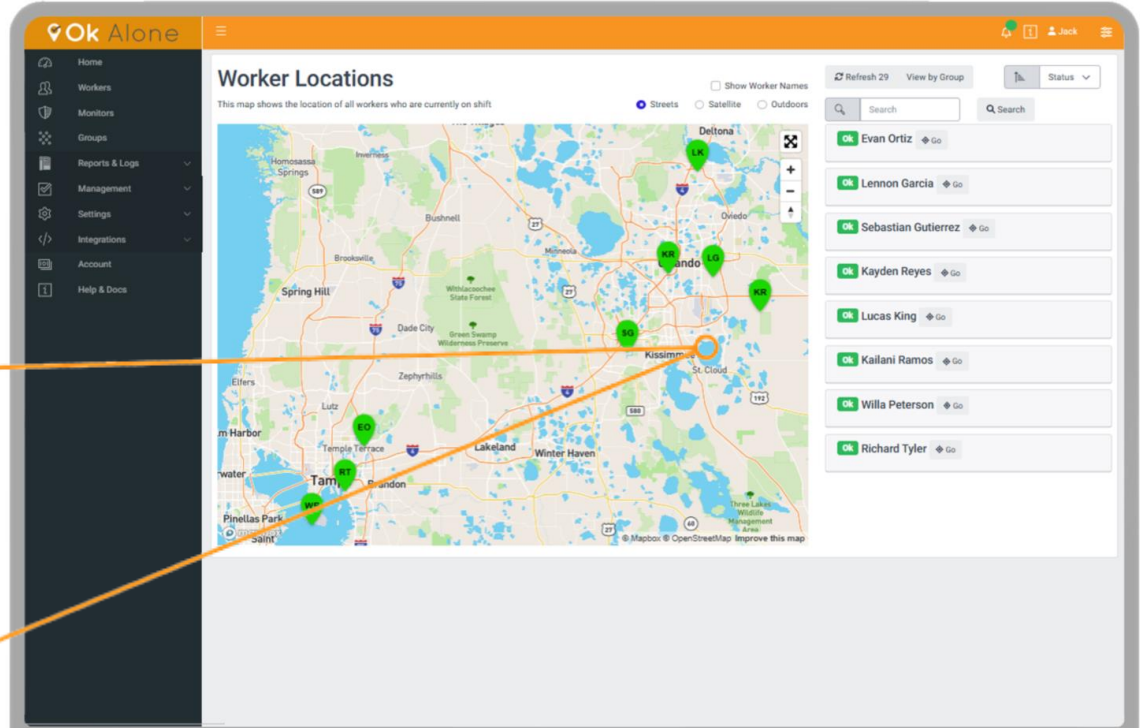
Main page of the Dashboard:

- Refreshes continuously
- Filter & Sort Workers
- Worker information
- Worker Status / Alert status
- Latest GPS mapping location
- Manually 'Check In' or 'End Shift' for W
- Resend App Link to Worker



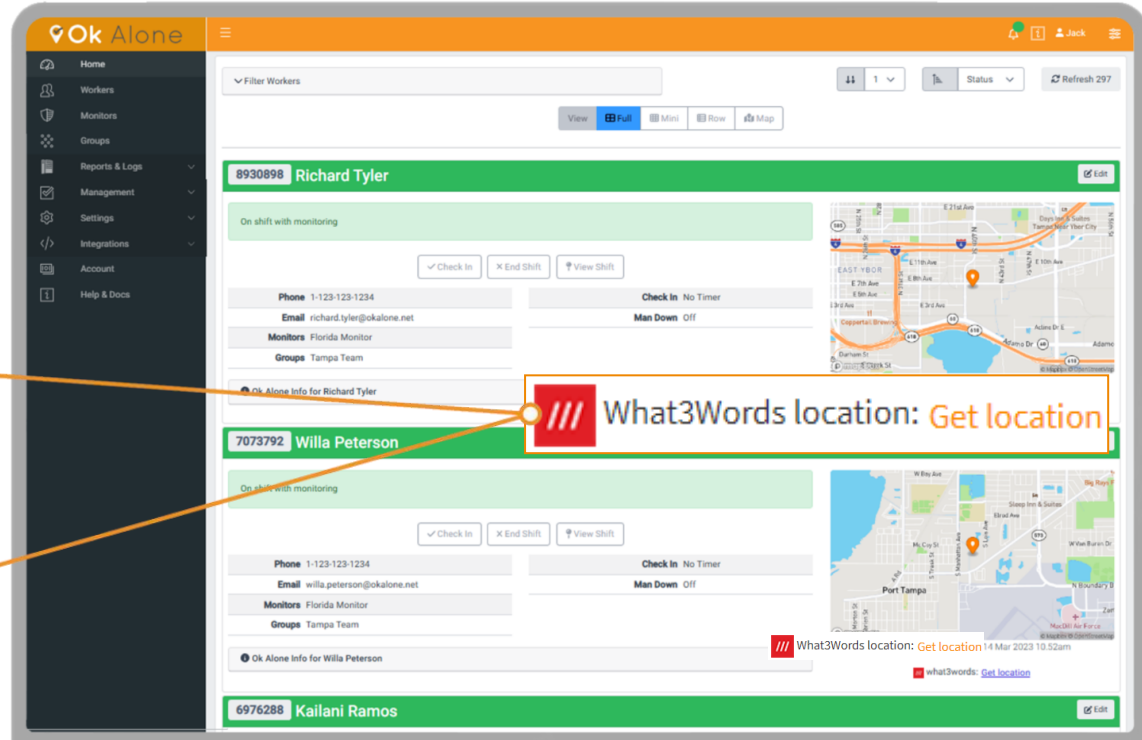
## Locate staff quickly

- Ok Alone makes it easy to find lone workers in an emergency, even while they're on the move
- GPS pin points the location of your workers for complete safety coverage



## What3Words

- Ok Alone has partnered with What3Words!
- What3Words has divided the world into precise 3 metre square locations



The screenshot displays the Ok Alone web application interface. On the left is a dark sidebar with navigation links: Home, Workers, Monitors, Groups, Reports & Logs, Management, Settings, Integrations, Account, and Help & Docs. The main content area has an orange header with the 'Ok Alone' logo and a user profile 'Jack'. Below the header, there's a 'Filter Workers' search bar and view options (View, Full, Mini, Row, Map). The interface lists three workers:

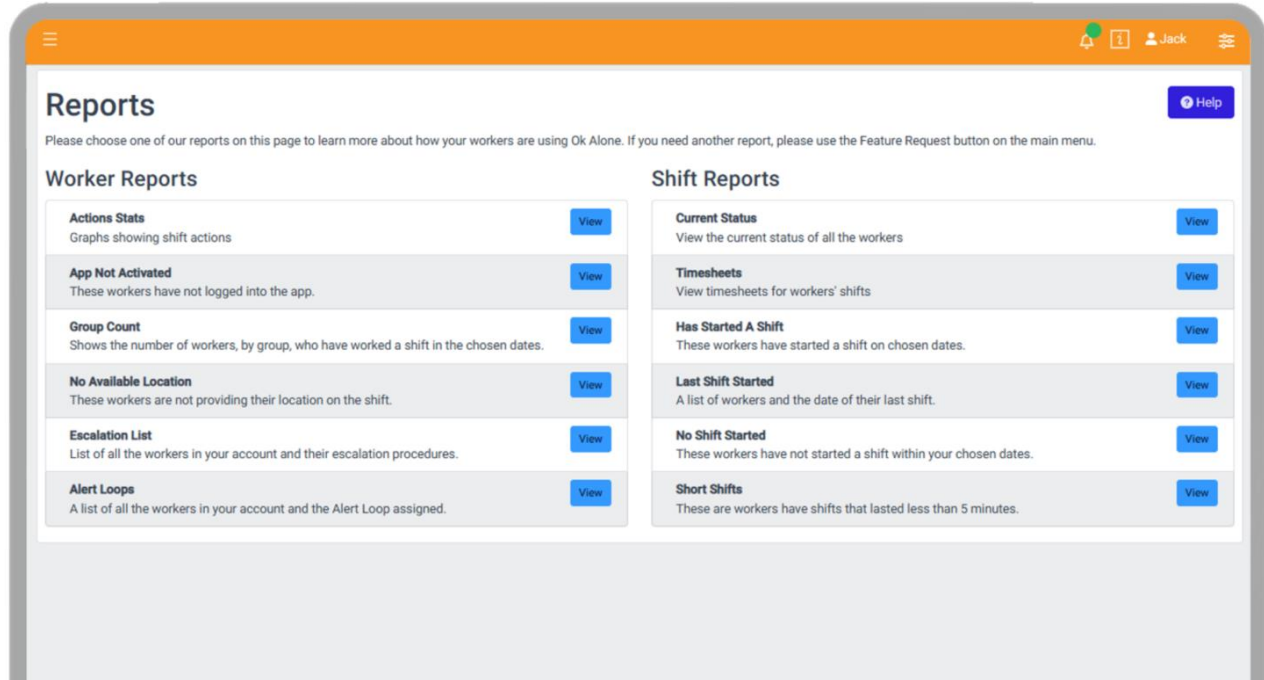
- 8930898 Richard Tyler**: On shift with monitoring. Includes buttons for 'Check In', 'X End Shift', and 'View Shift'. Contact info: Phone 1-123-123-1234, Email richard.tyler@okalone.net, Monitors Florida Monitor, Groups Tampa Team. Status: Check In No Timer, Man Down Off. A map shows his location in Tampa.
- 7073792 Willa Peterson**: On shift with monitoring. Includes buttons for 'Check In', 'X End Shift', and 'View Shift'. Contact info: Phone 1-123-123-1234, Email willa.peterson@okalone.net, Monitors Florida Monitor, Groups Tampa Team. Status: Check In No Timer, Man Down Off. A map shows her location in Port Tampa.
- 6976288 Kailani Ramos**: Partially visible at the bottom.

Two orange callout boxes highlight the 'What3Words location: Get location' button, which is a red square with three white slanted lines. One callout originates from a sign in the circular inset image, and the other points to the button on the worker profile for Willa Peterson. Below the second callout, a timestamp reads 'What3Words location: Get location 14 Mar 2023 10:52am'.



# Reports and Logs

- Alerts page
- Actions Logs
- Time Sheets
- Shift Reports
- Worker Stats
- Plus many more



**Reports**

Please choose one of our reports on this page to learn more about how your workers are using Ok Alone. If you need another report, please use the Feature Request button on the main menu.

**Worker Reports**

- Actions Stats**  
Graphs showing shift actions [View](#)
- App Not Activated**  
These workers have not logged into the app. [View](#)
- Group Count**  
Shows the number of workers, by group, who have worked a shift in the chosen dates. [View](#)
- No Available Location**  
These workers are not providing their location on the shift. [View](#)
- Escalation List**  
List of all the workers in your account and their escalation procedures. [View](#)
- Alert Loops**  
A list of all the workers in your account and the Alert Loop assigned. [View](#)

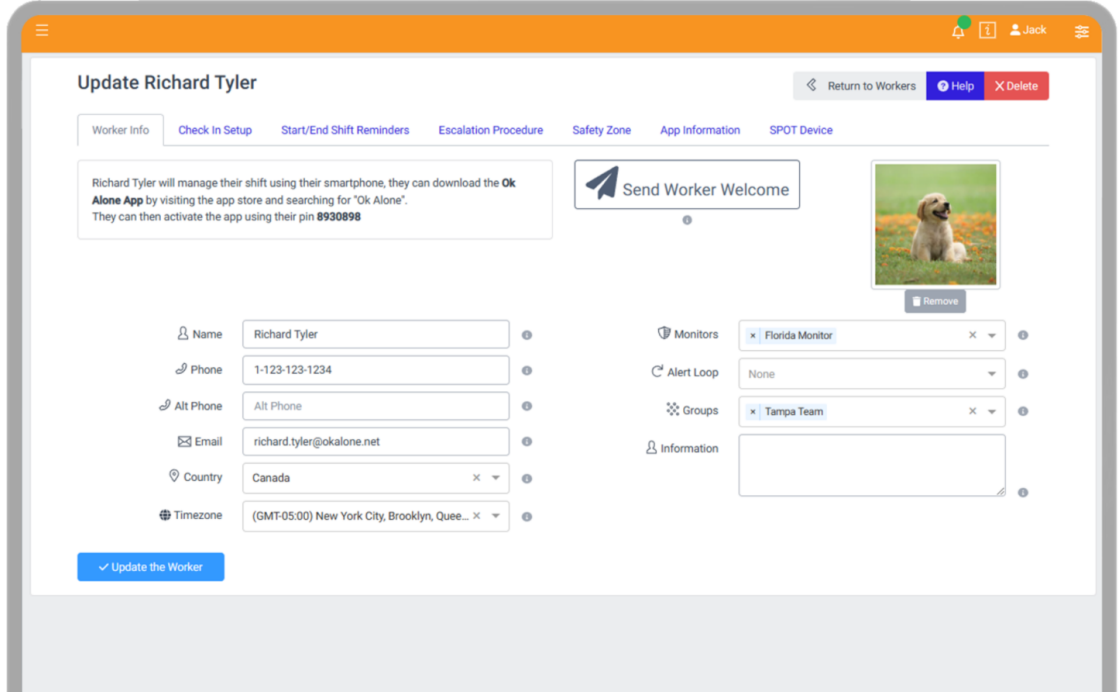
**Shift Reports**

- Current Status**  
View the current status of all the workers [View](#)
- Timesheets**  
View timesheets for workers' shifts [View](#)
- Has Started A Shift**  
These workers have started a shift on chosen dates. [View](#)
- Last Shift Started**  
A list of workers and the date of their last shift. [View](#)
- No Shift Started**  
These workers have not started a shift within your chosen dates. [View](#)
- Short Shifts**  
These are workers have shifts that lasted less than 5 minutes. [View](#)



## Worker Profiles

- Worker info
- Check In Setup: how frequent/Worker Reminders
- Safety Zone (like a Geo-fence)
- Start/End Shift Reminders/Monitor Alerts
- Worker Escalation (overrides Company/Group)
- App Information (Phone/App settings information)
- Choose how to be alerted for check in
- Choose one, all, or any combination:
  - ✓ Email
  - ✓ SMS
  - ✓ Phone Call
  - ✓ WhatsApp Message



The screenshot shows the 'Update Richard Tyler' page in the Ok Alone web interface. The page has an orange header with navigation icons and a user profile 'Jack'. Below the header, there's a breadcrumb trail: 'Return to Workers' > 'Help' > 'Delete'. The main content area is titled 'Update Richard Tyler' and contains several tabs: 'Worker Info', 'Check In Setup', 'Start/End Shift Reminders', 'Escalation Procedure', 'Safety Zone', 'App Information', and 'SPOT Device'. The 'Worker Info' tab is active, displaying a text box with instructions for the worker to download the 'Ok Alone App' and activate it using a pin. Below this, there's a 'Send Worker Welcome' button and a photo of a dog. The form includes fields for Name, Phone, Alt Phone, Email, Country, and Timezone, each with a dropdown arrow. To the right, there are dropdowns for Monitors, Alert Loop, and Groups, and a text area for Information. A blue 'Update the Worker' button is at the bottom left.

Update Richard Tyler

Return to Workers Help Delete

Worker Info Check In Setup Start/End Shift Reminders Escalation Procedure Safety Zone App Information SPOT Device

Richard Tyler will manage their shift using their smartphone, they can download the **Ok Alone App** by visiting the app store and searching for "Ok Alone". They can then activate the app using their pin **8930898**.

Send Worker Welcome

Remove

Name Richard Tyler ⓘ

Phone 1-123-123-1234 ⓘ

Alt Phone Alt Phone ⓘ

Email richard.tyler@okalone.net ⓘ

Country Canada × ⓘ

Timezone (GMT-05:00) New York City, Brooklyn, Quee... × ⓘ

Monitors Florida Monitor × ⓘ

Alert Loop None ⓘ

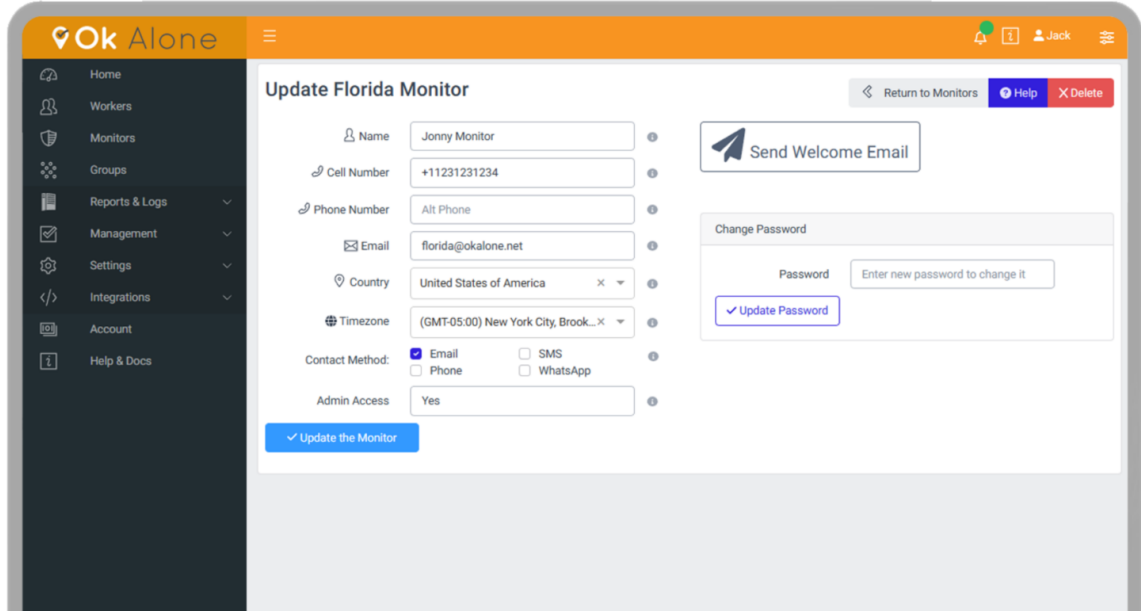
Groups Tampa Team × ⓘ

Information ⓘ

Update the Worker

## Monitors

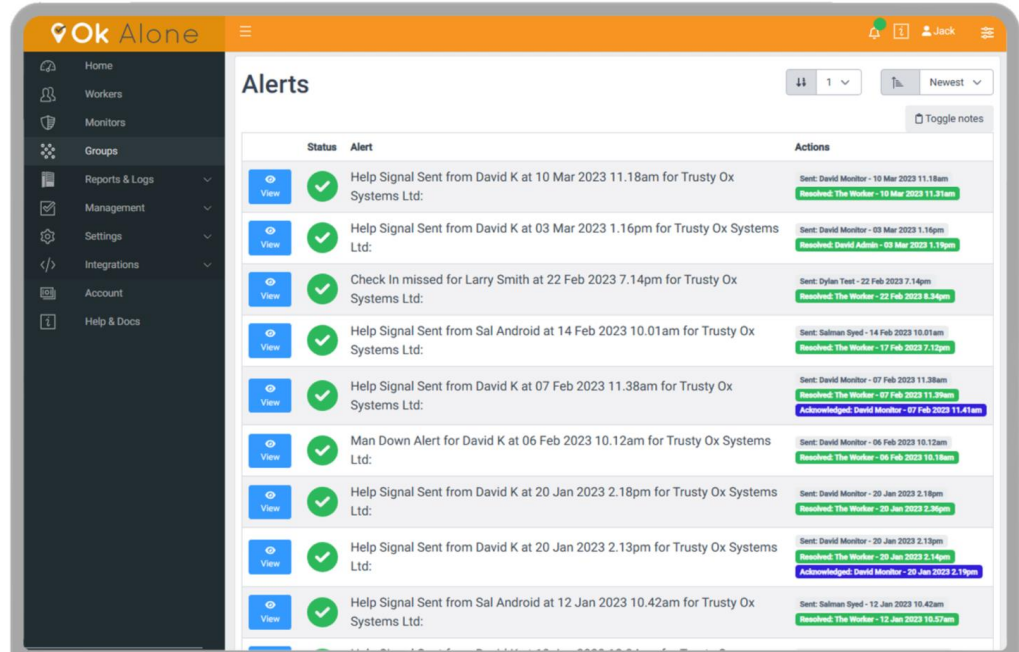
- Monitor set up:
  - ✓ Can be an Admin person
  - ✓ Can be assigned to Workers
  - ✓ Receive Alerts on a missed Check in
  - ✓ Receive Worker messages
  - ✓ Choose how Alerts are received:
    - ☒ Email ☒ Sms ☒ Phonecall ☒ WhatsApp
- Dashboard Privacy levels:
  - ✓ Full Admin access
  - ✓ Slight limitations
  - ✓ Access only to information related to Workers they are assigned to



The screenshot shows the 'Update Florida Monitor' form in the Ok Alone web application. The form is located on the right side of the screen, with a dark sidebar on the left containing navigation links: Home, Workers, Monitors, Groups, Reports & Logs, Management, Settings, Integrations, Account, and Help & Docs. The form itself has an orange header with the 'Ok Alone' logo and a hamburger menu. In the top right corner of the form, there are links for 'Return to Monitors', 'Help', and 'Delete'. The form fields include: Name (Jonny Monitor), Cell Number (+11231231234), Phone Number (Alt Phone), Email (florida@okalone.net), Country (United States of America), Timezone ((GMT-05:00) New York City, Brook...), Contact Method (Email selected, Phone, SMS, WhatsApp), and Admin Access (Yes). There is a 'Send Welcome Email' button with an arrow icon. A 'Change Password' section contains a 'Password' field with the placeholder 'Enter new password to change it' and an 'Update Password' button. At the bottom of the form is an 'Update the Monitor' button.

## Why are alerts issued?

- ✓ If assigned Worker misses a Check In,  
**Monitor alert is issued**
- ✓ If assigned Worker does not respond to a  
Man Down Check In or a High Risk Check In,  
**Monitor alert is issued**
- ✓ If assigned Worker has been set up with  
Shift Start or Shift End times,  
and does not start or end their shift,  
**Monitor alert is issued**
- ✓ If assigned Worker uses the Help feature,  
**Monitor alert is issued**

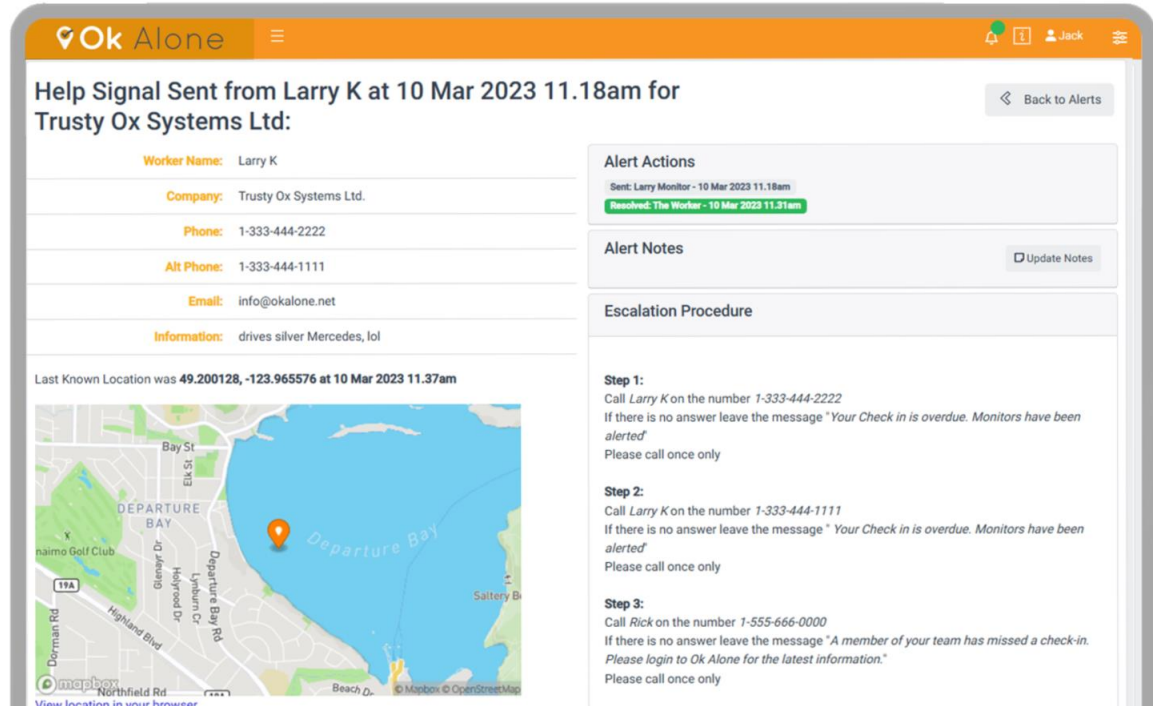


The screenshot shows the 'Ok Alone' web application interface. On the left is a dark sidebar with navigation links: Home, Workers, Monitors, Groups, Reports & Logs, Management, Settings, Integrations, Account, and Help & Docs. The main area is titled 'Alerts' and features a table of recent alerts. The table has columns for 'Status', 'Alert', and 'Actions'. Each row represents an alert, with a 'View' button, a green checkmark status, a detailed description of the alert, and a list of actions taken, including 'Sent' and 'Received' timestamps.

Status	Alert	Actions
<a href="#">View</a>	Help Signal Sent from David K at 10 Mar 2023 11.18am for Trusty Ox Systems Ltd:	Sent: David Monitor - 10 Mar 2023 11.18am Received: The Worker - 10 Mar 2023 11.31am
<a href="#">View</a>	Help Signal Sent from David K at 03 Mar 2023 1.16pm for Trusty Ox Systems Ltd:	Sent: David Monitor - 03 Mar 2023 1.16pm Received: David Admin - 03 Mar 2023 1.19pm
<a href="#">View</a>	Check In missed for Larry Smith at 22 Feb 2023 7.14pm for Trusty Ox Systems Ltd:	Sent: Dylan Teet - 22 Feb 2023 7.14pm Received: The Worker - 22 Feb 2023 8.34pm
<a href="#">View</a>	Help Signal Sent from Sal Android at 14 Feb 2023 10.01am for Trusty Ox Systems Ltd:	Sent: Salman Syed - 14 Feb 2023 10.01am Received: The Worker - 17 Feb 2023 7.12pm
<a href="#">View</a>	Help Signal Sent from David K at 07 Feb 2023 11.38am for Trusty Ox Systems Ltd:	Sent: David Monitor - 07 Feb 2023 11.38am Received: The Worker - 07 Feb 2023 11.39am Acknowledged: David Monitor - 07 Feb 2023 11.41am
<a href="#">View</a>	Man Down Alert for David K at 06 Feb 2023 10.12am for Trusty Ox Systems Ltd:	Sent: David Monitor - 06 Feb 2023 10.12am Received: The Worker - 06 Feb 2023 10.18am
<a href="#">View</a>	Help Signal Sent from David K at 20 Jan 2023 2.18pm for Trusty Ox Systems Ltd:	Sent: David Monitor - 20 Jan 2023 2.18pm Received: The Worker - 20 Jan 2023 2.36pm
<a href="#">View</a>	Help Signal Sent from David K at 20 Jan 2023 2.13pm for Trusty Ox Systems Ltd:	Sent: David Monitor - 20 Jan 2023 2.13pm Received: The Worker - 20 Jan 2023 2.14pm Acknowledged: David Monitor - 20 Jan 2023 2.19pm
<a href="#">View</a>	Help Signal Sent from Sal Android at 12 Jan 2023 10.42am for Trusty Ox Systems Ltd:	Sent: Salman Syed - 12 Jan 2023 10.42am Received: The Worker - 12 Jan 2023 10.57am

# How to action Alerts

- Use Dashboard to:
  - ✓ View Alert details
  - ✓ Acknowledge Alert, if you are actioning
  - ✓ Resolve Alert, if Worker is okay
  - ✓ Follow Escalation Procedure
- Alerts links:
  - ✓ Email and Sms have link to Dashboard
  - ✓ Dashboard and Email have link to Acknowledge receipt of Alert
  - ✓ Dashboard and Email have link to Resolve Alert
  - ✓ Sms link to call Worker



Ok Alone

Help Signal Sent from Larry K at 10 Mar 2023 11.18am for Trusty Ox Systems Ltd:

Worker Name: Larry K

Company: Trusty Ox Systems Ltd.

Phone: 1-333-444-2222

Alt Phone: 1-333-444-1111

Email: info@okalone.net

Information: drives silver Mercedes, lol

Last Known Location was 49.200128, -123.965576 at 10 Mar 2023 11.37am

Alert Actions

Sent: Larry Monitor - 10 Mar 2023 11.18am

Resolved: The Worker - 10 Mar 2023 11.31am

Alert Notes

Update Notes

Escalation Procedure

Step 1:

Call Larry K on the number 1-333-444-2222

If there is no answer leave the message "Your Check in is overdue. Monitors have been alerted"

Please call once only

Step 2:

Call Larry K on the number 1-333-444-1111

If there is no answer leave the message "Your Check in is overdue. Monitors have been alerted"

Please call once only

Step 3:

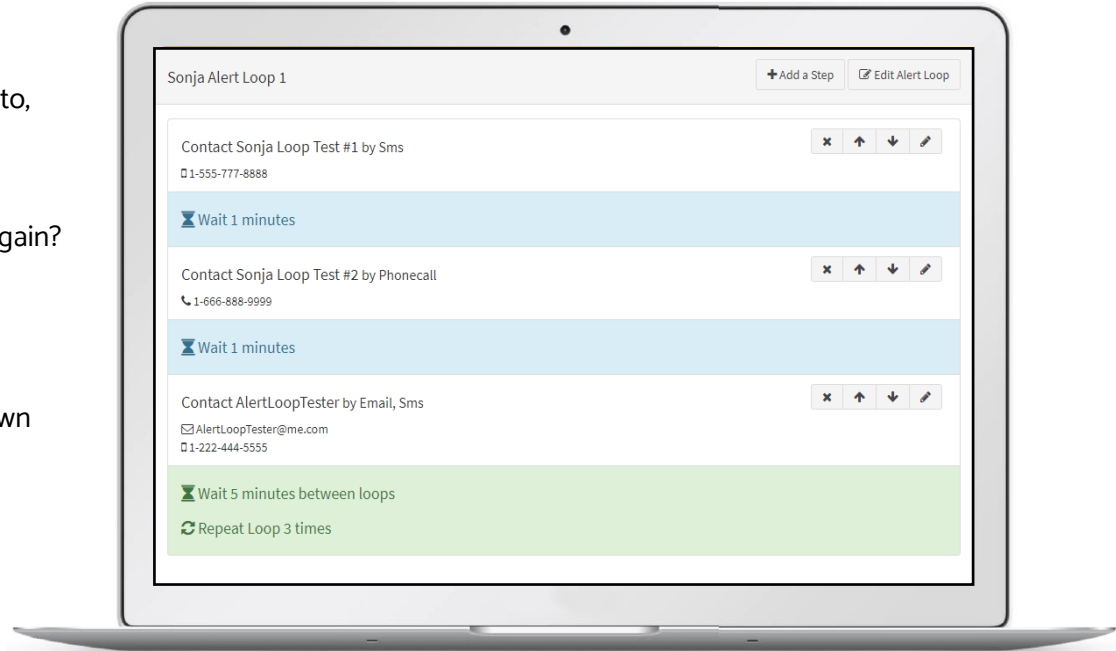
Call Rick on the number 1-555-666-0000

If there is no answer leave the message "A member of your team has missed a check-in. Please login to Ok Alone for the latest information."

Please call once only

## Optional COMMS Plan: Alert Loop

- Automated Alert Loop Sequence:
  - ✓ Choose which Monitor to send the first Alert to, the second Alert to...
  - ✓ Time frame between each?
  - ✓ Time frame between to start the sequence again?
  - ✓ How often to repeat the sequence?
- Alert Loop can be used on:
  - ✓ Missed Check in/High Risk Check in/Man Down
  - ✓ Help function
  - ✓ Missed Start and End Shifts
  - ✓ Outside of Safety Zone

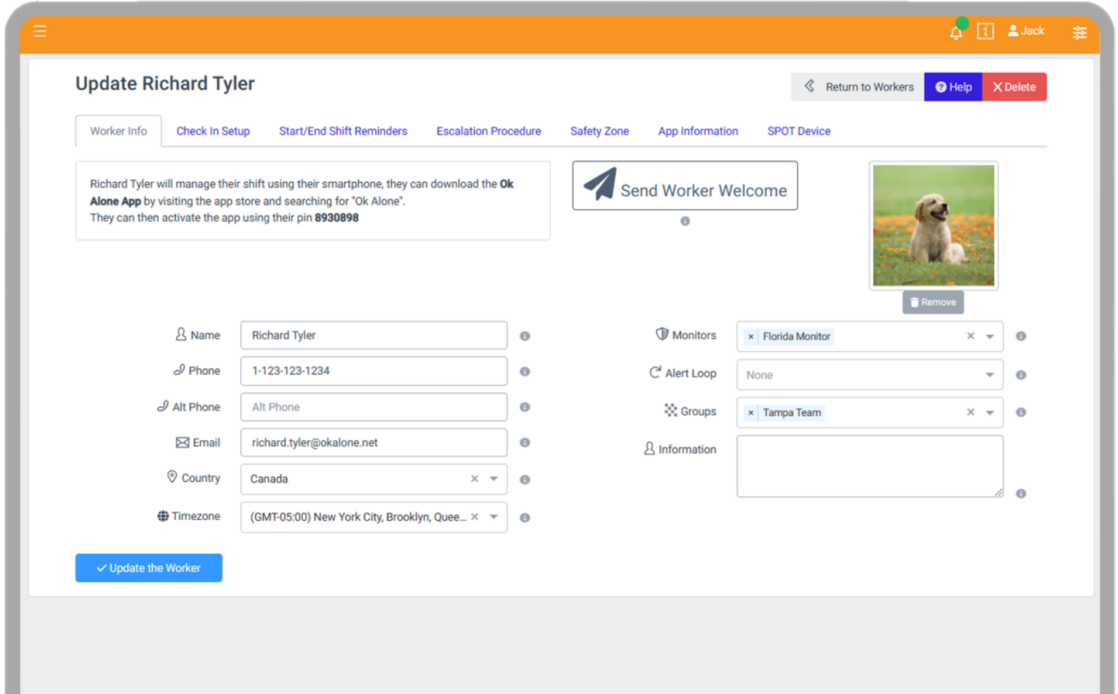


## How does it work from the employee perspective?



## Worker Set Up

- Required:
  - ✓ Employee info
  - ✓ Assign Monitor(s)
  - ✓ Check in frequency
- Unique PIN, sent to employee by sms/email
- Options:
  - ✓ Check in Reminders
  - ✓ Safety Zone (like a Geo-Fence)
  - ✓ Start & End Shifts/Reminders/Alerts
  - ✓ Personalized Worker Escalation Procedure



The screenshot shows a web interface for updating worker information for 'Richard Tyler'. The interface has an orange header bar with a menu icon, a notification bell, a user profile icon labeled 'Jack', and a settings icon. Below the header, there's a title 'Update Richard Tyler' and navigation links: 'Return to Workers', 'Help', and 'Delete'. A tabbed interface shows 'Worker Info' as the active tab, with other tabs including 'Check In Setup', 'Start/End Shift Reminders', 'Escalation Procedure', 'Safety Zone', 'App Information', and 'SPOT Device'.

Under the 'Worker Info' tab, there's a text box stating: 'Richard Tyler will manage their shift using their smartphone, they can download the **Ok Alone App** by visiting the app store and searching for "Ok Alone". They can then activate the app using their pin **8930898**'.

To the right of this text is a 'Send Worker Welcome' button with a paper plane icon. Below this is a placeholder image of a dog with a 'Remove' button underneath it.

The form contains several input fields with icons to the right of each label:

- Name:** Richard Tyler
- Phone:** 1-123-123-1234
- Alt Phone:** Alt Phone
- Email:** richard.tyler@okalone.net
- Country:** Canada
- Timezone:** (GMT-05:00) New York City, Brooklyn, Quee...

On the right side of the form, there are dropdown menus for:

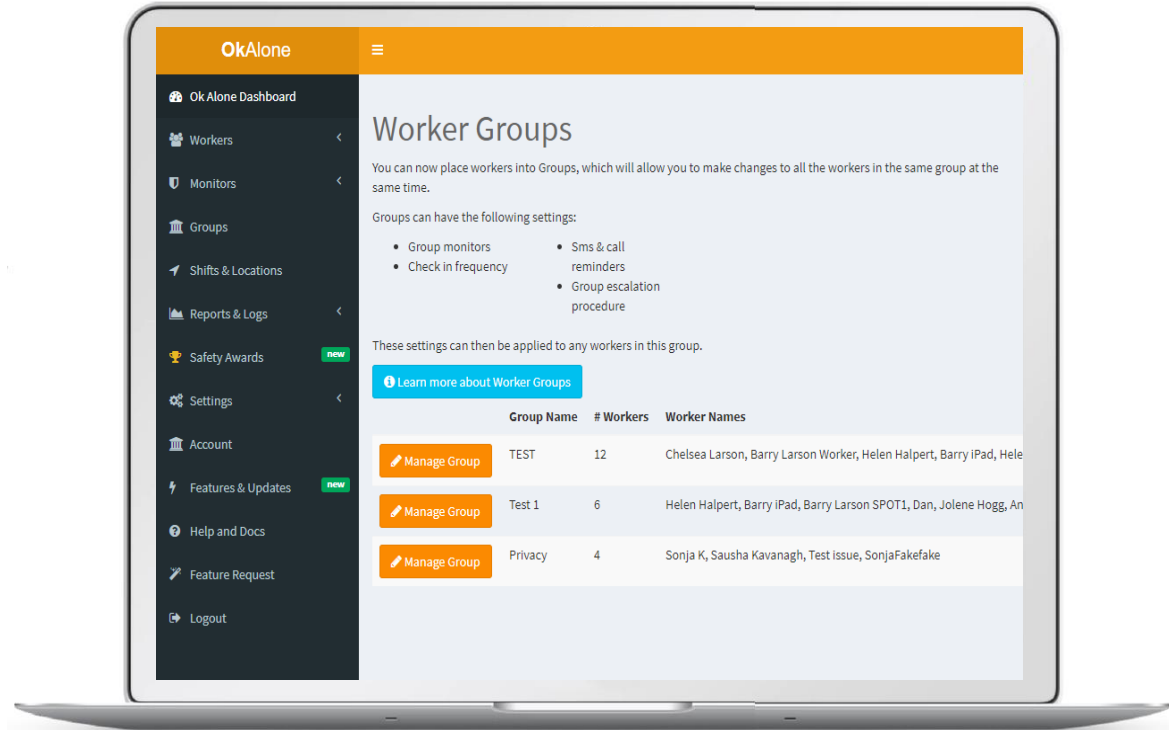
- Monitors:** Florida Monitor
- Alert Loop:** None
- Groups:** Tampa Team
- Information:** (empty text area)

At the bottom left of the form is a blue button labeled 'Update the Worker' with a checkmark icon.



# Group Workers

- Allows for easier management, time saver
- Sync Workers in the Group with the same:
  - ✓ Monitors
  - ✓ Monitor Alert Loops
  - ✓ Check in Frequency
  - ✓ Worker Check in Reminders
  - ✓ Group Escalation



April 2023

# Optional COMMS Plan: SMS/Call

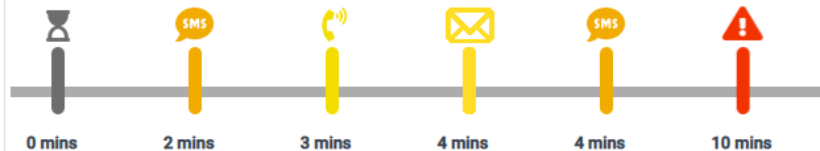
Helps minimize false Monitor Alerts

- Worker Check in Reminders during Grace Period
- Worker Start and End shift Reminders:
  - send Monitor Alerts if they don't
- Send an urgent SMS to:
  - All Workers
  - Workers only on shift
  - By Group


Sun	Mon	Tue	Wed	Thu
25	22	28	29	30
2	3	4	5	6
9:30am 5:30pm	9:30am 5:30pm	9:30am 5:30pm	9:30am 5:30pm	9:30am 5:30pm
9	10	11	12	13
9:30am 5:30pm	9:30am 5:30pm	9:30am 5:30pm	9:30am 5:30pm	9:30am 5:30pm
16	17	18	19	20
9:30am 5:30pm	9:30am 5:30pm	9:30am 5:30pm	9:30am 5:30pm	9:30am 5:30pm
23	24	25	26	27
9:30am 5:30pm	9:30am 5:30pm	9:30am 5:30pm	9:30am 5:30pm	9:30am 5:30pm

## Missed Check In Process ⓘ

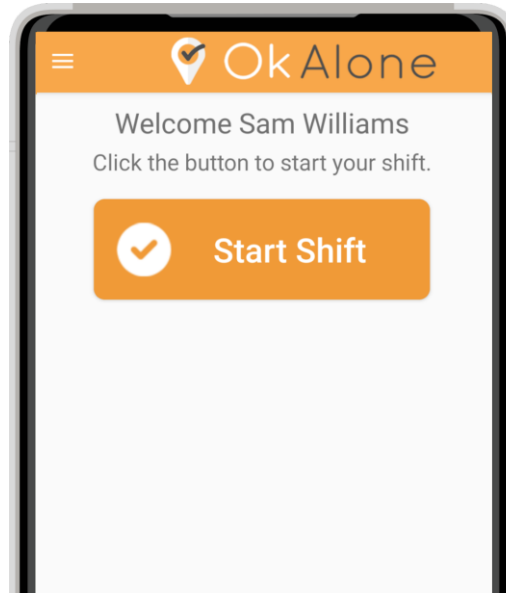
Here are the steps taken when a worker misses a check in, a high risk alert or has a man down alert. A help alert has zero grace period.



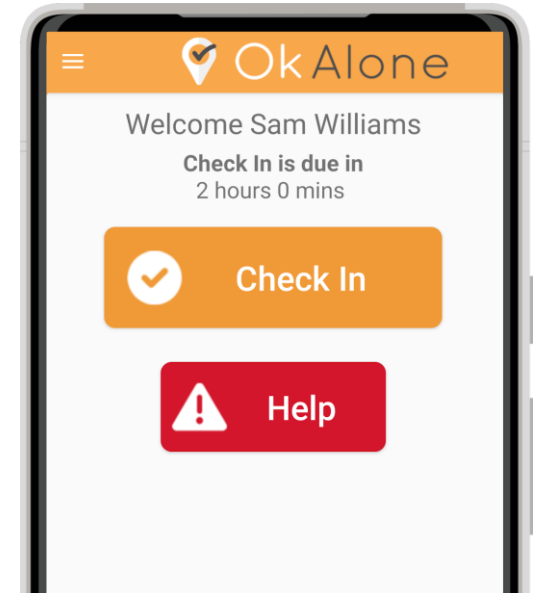
Download app  
Log in  
for the 1<sup>st</sup> time...



Click 'Start Shift'  
at the beginning  
of your workday...

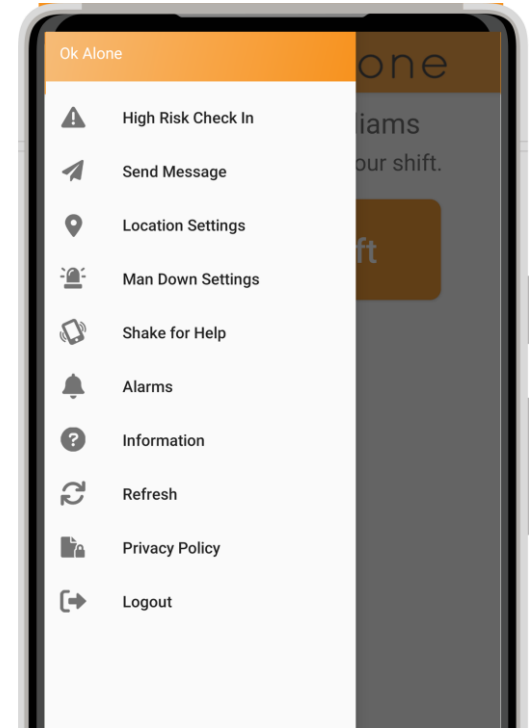


App will sound alarm signaling  
you to 'Check In'...  
Click 'End Shift' at end of day



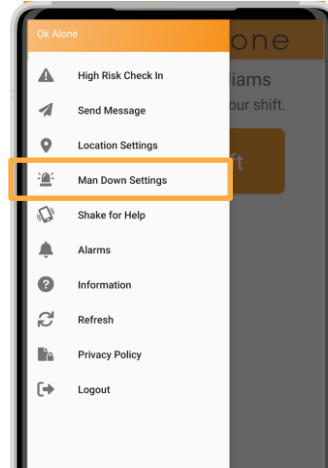
## App features

- This simple, user-friendly app ensures you won't sacrifice productivity to meet your lone worker safety goals, with minimal training and no special hardware to purchase
  - ✓ Start and End shift
  - ✓ Check in at regular intervals, includes countdown timer
  - ✓ Help Alert
  - ✓ High Risk check in
  - ✓ Man Down check in
  - ✓ Send a Message
  - ✓ Choose alarm
  - ✓ Choose GPS setting
  - ✓ Status - Voice Activation
  - ✓ Status - Shortcuts
  - ✓ iPhone, Android, Satellite, Desktop version

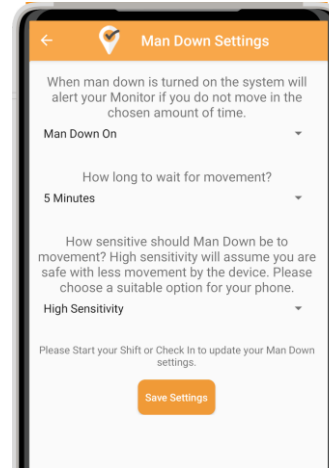


## Man Down

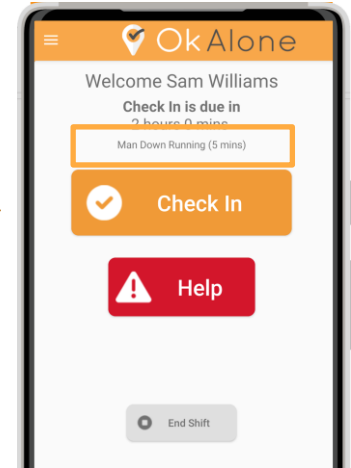
- Detects directional movement of your phone, within a set time frame
- If movement is not detected, app will sound an alarm, signaling you to check in
- If you do not check in, Monitor Alerts will be issued
- Set sensitivity levels
- Runs in the background



Select Man Down  
from the  
main menu



Turn Man Down on  
and choose the  
movement timer.  
Optional sensitivity  
can also be set.



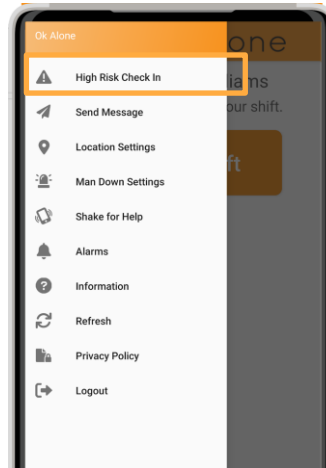
Man down will run  
even when the app is  
in the background

## High Risk Check in

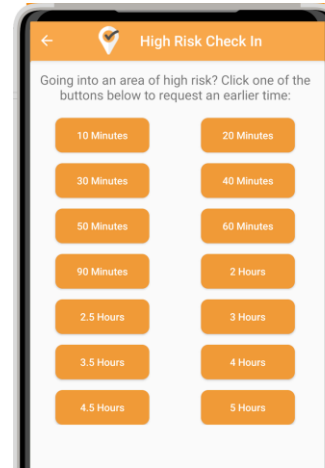
There are times when you may be going into or performing a...

- high risk situation
- high risk location
- high risk job duty

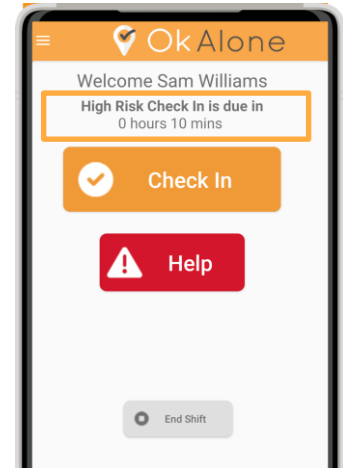
- The Ok Alone app gives you a choice for a shorter check in time
- Create a check in timer when there isn't a regular one
- If you do not check in, Monitor Alerts will be issued
- Once the High Risk check in is completed, the system resets to your regular check-in frequency time



Select High Risk  
Check In from the  
main menu



Choose a suitable  
time based on the  
situation you are  
entering



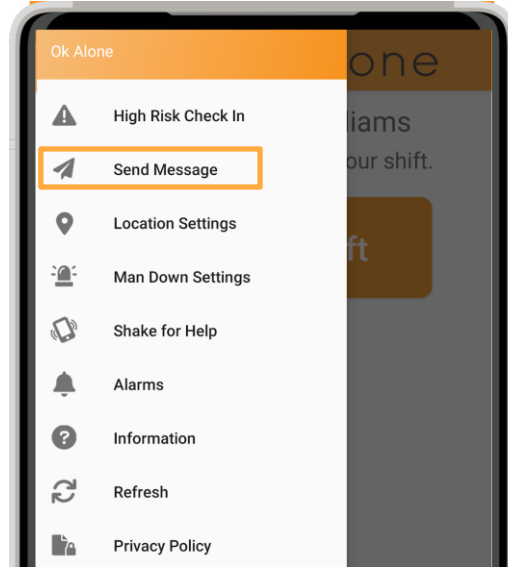
Timer will start,  
check in when  
you are ok or  
when the timer  
expires.

## Send a Message

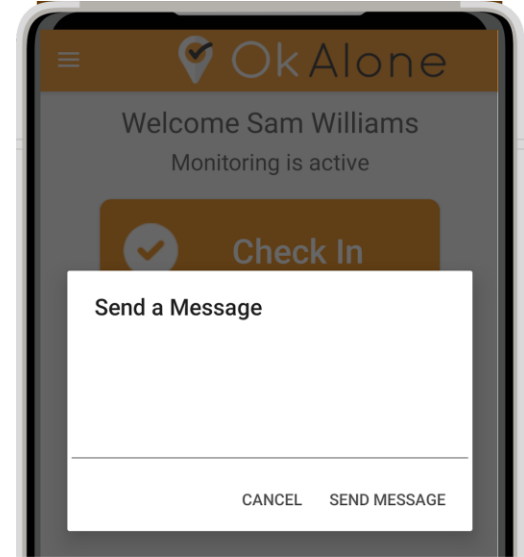
Provide your monitors with more information about a location or event, in case they receive an Alert.

Help them, help you!

- Change of route
- Change of schedule
- Your location prior to going out of network coverage
- Going into a Meeting, phone on silent



Select  
Send Message from the  
main menu



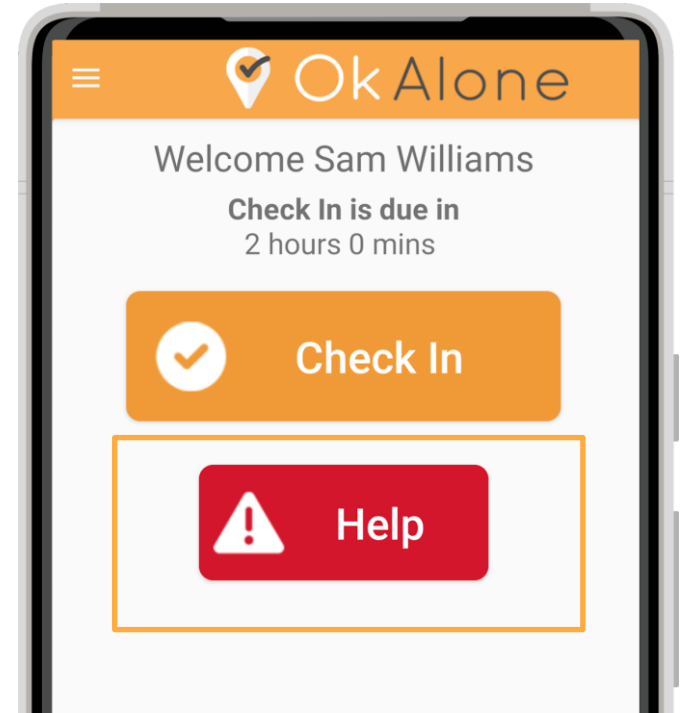
Enter your message. This will  
help monitors if there  
is an alert



## Help Alert

If you find yourself in a situation where you need someone to come or to contact you, right away:

- Click the App's **Help** button
- Use Voice Activation to ask for help, keeping Worker **hands free** while performing job duty or driving
- iPhone users can make use of a separate, independent (free) app to map the **phone's** volume button to send a Help Alert silently
- No Grace Period - - > Monitor is sent an Alert **immediately**



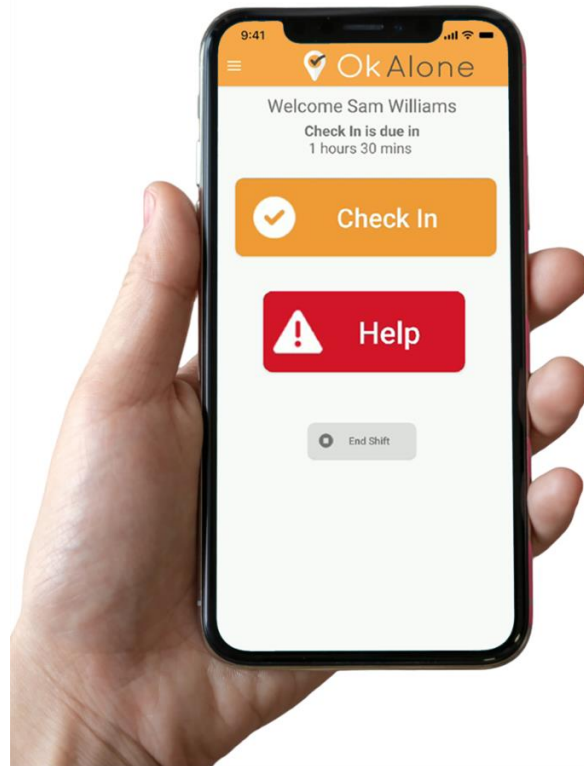
## Hands Free

Update your status or call for Help using Ok Alone through Voice Activation

- Start Shift
- Check in
- Help
- End shift

Find out how to do this on our help and docs

- <https://docs.okalone.net/use-siri-to-check-in/>
- <https://docs.okalone.net/google-assistant/>



## Dashboard menu: Help & Docs section

- ✓ Start and End shift
- ✓ Check in at regular intervals, includes countdown timer
- ✓ Help Alert
- ✓ High Risk check in
- ✓ Man Down check in
- ✓ Send a Message
- ✓ Choose alarm
- ✓ Choose GPS setting
- ✓ Status - Voice Activation
- ✓ Status - Shortcuts
- ✓ Status - By text or calling in, on older cell or landline
- ✓ iPhone, Android, Satellite, Desktop version



Getting Started



Help for Workers



Help for Monitors

Help for iPhones



Help for Android



<https://docs.okalone.net>

## Why Choose Ok Alone?



### Practical

Ok Alone is effortless to integrate into your daily workflow



### Affordable

Ok alone is a cost effective system that makes lone worker safety a priority



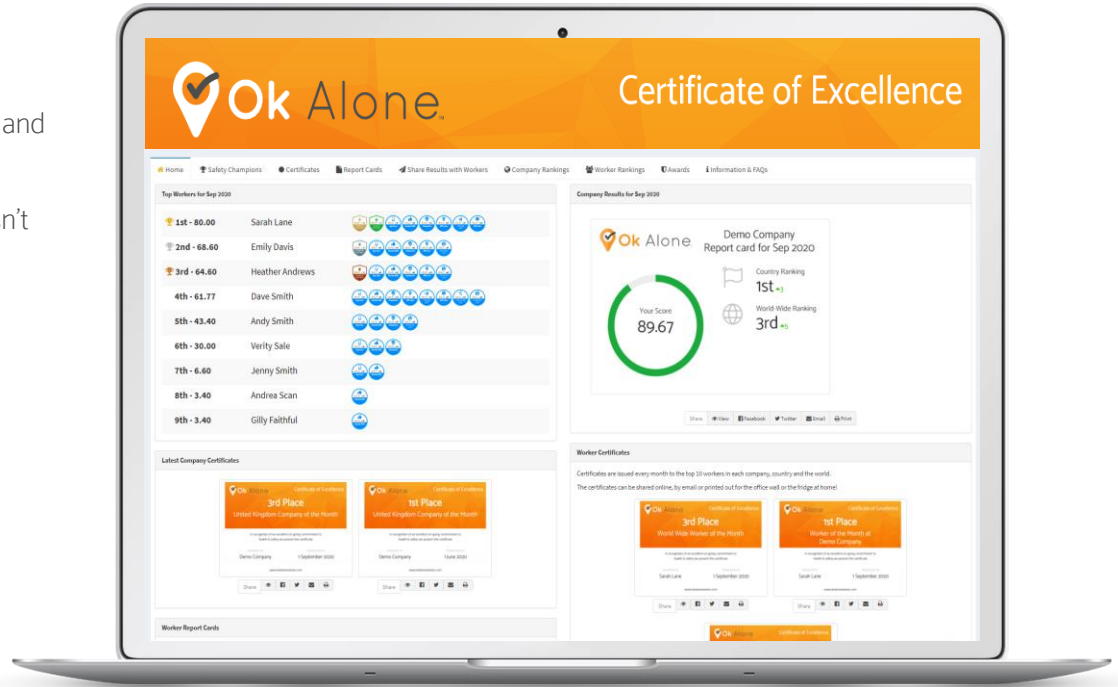
### Dependable

Ok alone is a well supported system you can rely on

## Our exclusive Safety Awards!

- Keeping your workers safe is important to us!
  - Staying safe is very important to your workers and your company!
  - But just because something is important, doesn't mean it can't be engaging and fun too!
- ✓ PDF Certificates
  - ✓ Report Cards
  - ✓ Group Awards
  - ✓ Share with your team
  - ✓ Share across Social Media platforms

Who will be the **#1 WORKER**  
in your company, your country, or in the world?!



## Reviews – Highest Rated App

### Android Play Store Rating    Apple App Store Rating

4.0 out of 5



4.6 out of 5



“

*Great app, easy to set up and use. The back office set up is straightforward and easy to follow, escalation procedures are clearly set out. The app is really easy to use for the remote workers. We've used it for a number of years and find it a cost effective solution, and would definitely recommended it.*

– MB

“

*Glad to have found this app, it works as advertised and we find it very easy to use. A few operator errors to begin with but the great customer service resolved all of our issues. They even made changes to the software to meet our needs. Highly recommend.*

– McMahon Stadium

## Contracts and Fees?



### No Sign up Fees

- Simply choose your plan and insert your credit card details on the Dashboard



### No Cancellation Fees

- Send us an email 😊



### No Long Term Contracts

- Month to Month Billing
- Let us know if you would like another option such as quarterly, yearly Billing



### No Account Update Fees

- You are in control of your own Account Dashboard



## Ok Alone Pricing



### Subscription

Five worker plans start at **\$8/£7 per person/month**

- Regular frequency Worker Check-Ins
  - Monitor Alerts
  - High-Risk Check-In option
  - Man Down Check-In option
  - Hands Free status
  - Help Alert
  - Worker Grouping by team, shift, etc
  - Escalation Procedure, Development Wizard
  - Real-Time Reports
  - Status Mapping
-

## Add on Plans Pricing



### Communications Plan

- Send reminders to Workers before a Monitor is alerted, for missed check ins, shift start and end
- Send an emergency SMS to all workers
- Use Alert Loops, to set Monitor Alerts in a sequence, looping back to begin again until alert is resolved
- COMMS plans start at **\$4/£4 per person/month**



### 24/7 Live Monitoring Plan

- Our 24/7 call centre handles your missed check-ins and help requests when your monitors aren't available
- Live Monitoring plans start at **\$10/£9 per person/month**

## Contact us



[okaloneworker.com](https://okaloneworker.com)



[info@okalone.net](mailto:info@okalone.net)



844 900 0478



live chat