


Getting Started on Android

Download App

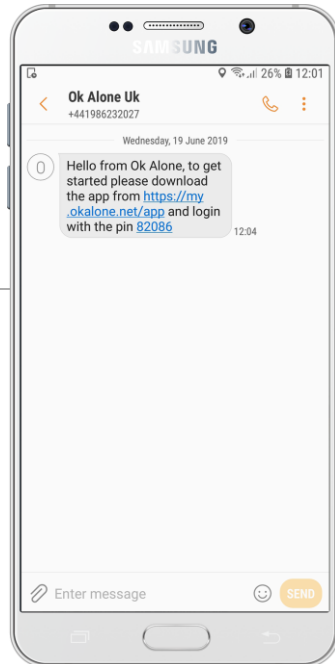
Go to the App Store on your Android phone. Search 'Ok Alone lone worker app'.

Click the 'Install' button to install the app on your phone.



Get Pin

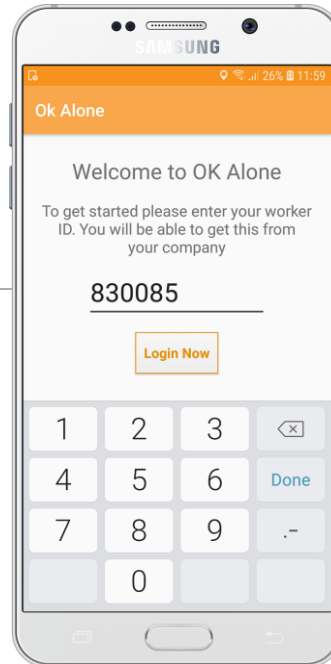
Your Monitor (the person in your company who is your Ok Alone contact) will contact you either by email, sms or phone call to give you your unique pin number.



Log In

Open the Ok Alone app and it will ask you to enter your pin number.

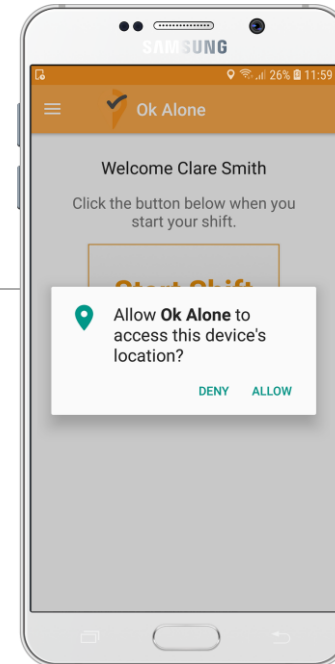
Enter your information. Then click the 'Login Now' button.



Accept Permission

A popup will appear asking for permission for

Ok Alone to access the device's location. Please press 'Allow'



Start 1st Shift

Click the orange 'Start Shift' button to begin your shift. This will start a countdown until your check in (the time will have been set by your monitor). The time remaining will be shown on your screen.

